

MAX

Linear spindle actuator - Force in push action 450 N with stroke 180 mm and 300 mm and 350 N with stroke 500 mm



- Load transmission by rigid spindle.
- Equipped with an adjustable eyelet for an easier installation. A version with fixed eyelet is available.
- Supplied with end bracket.
- Supplied with 1 m cable.
- To make the installation easy also on window with windowsills or other internal obstacles, the external side of the actuator is supplied with two dovetail guides in which a sliding bracket, to be ordered separately part No. 40536W, can slide for the whole length of the profile.
- Not suitable for external application. In this case a special version on request.
- Two holes for more versatile installation of the fixing brackets.
- A kit to reduce the stroke is available, part No. 40921N.

VOLTAGE SUPPLY	230 Vac \pm 10%
ELECTRIC CONNECTION	3 wires + earth
STROKE	180/300/500 mm
FORCE (push and pull action)	450 N (180 - 300 mm) / 350 N (500 mm)*
SPEED	~ 20 mm/s
CURRENT ABSORPTION (with max load)	0,7 A
PARALLEL CONNECTION	YES
LIMIT STOP	microswitches
SAFETY STOP	Thermic
IP PROTECTION	IP 65**

PART No.	STROKE 180 mm	STROKE 300 mm	STROKE 500 mm
SILVER ANODIZED WITH END BRACKETS	41325R	40541N	40614P
DARK BROWN ANODIZED WITH END BRACKETS (with adjustable terminal)	41326S	40542R	40615S
SILVER ANODIZED WITH SLIDING BRACKETS (with fixed terminal)		40915Z	40929V

SPECIFICATION PROSPECTS

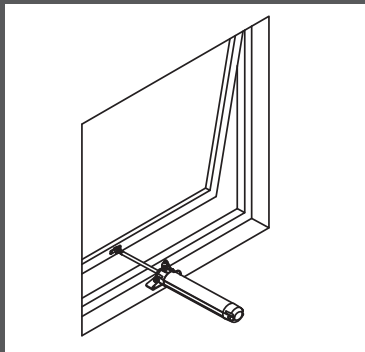
Electric Linear actuator Ultraflex Control Systems named Max with load transmission by rigid spindle, stroke 180, 300 or 500 mm fixing end bracket included. Force 450 N (350 N for stroke 500). Protection class IP65, Voltage supply 230 Vac. Limit stop by micro switches and thermal protection. Parallel connection. Casing in silver anodized, dark brown anodized. Conform to 2006/95/CE and 2004/108/CE directives.

* if installed on top hinged windos the maximun force on push action is reduced to 300 N (for 180 and 300 mm stroke) and 230 N (for 500 mm).

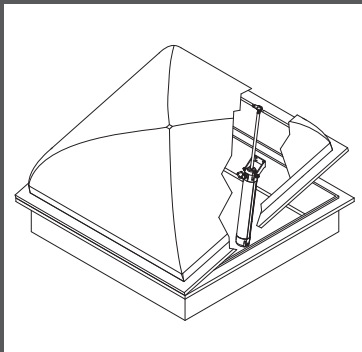
In case of installation on heavy top hinged windows, contact our Tech. Dept.

** not for outdoor installation - available special version on request.

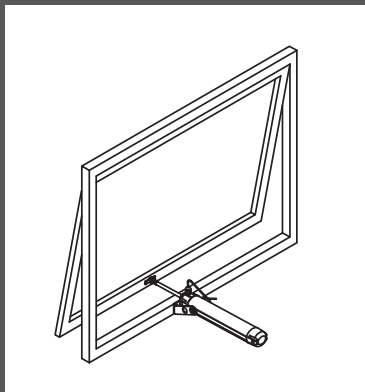
Installation examples



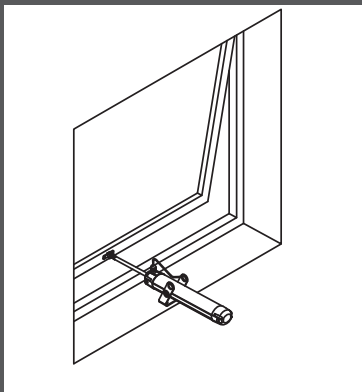
Installation on top hinged window with windowsill with fixing end bracket included



Installation on dome with fixing end bracket




Installation on top hinged window without windowsill with fixing end bracket included or with sliding bracket part No. 40536W

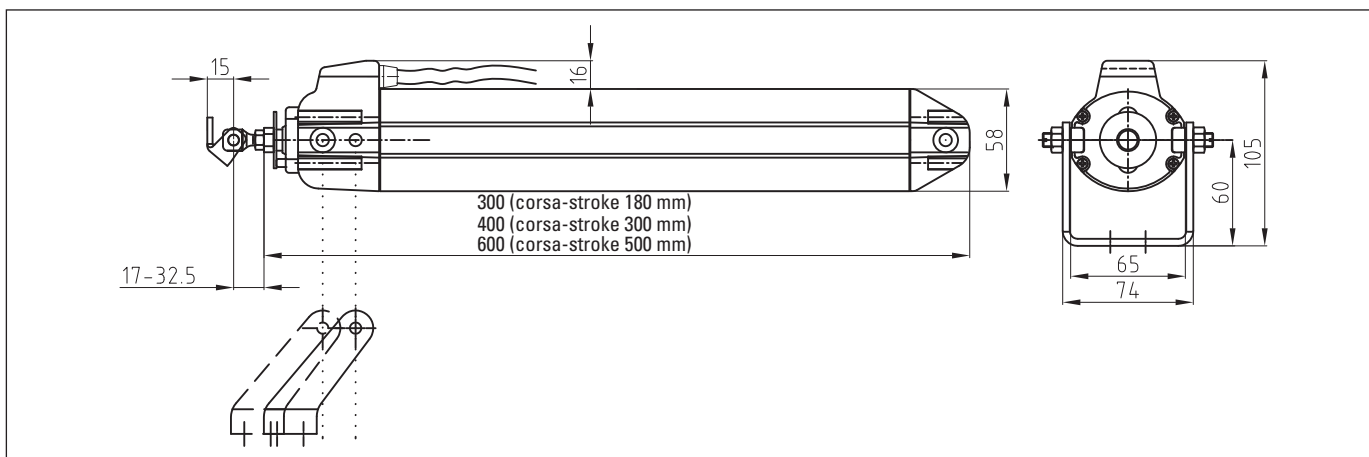


Installation on top hinged window with windowsill with sliding bracket part No. 40536W



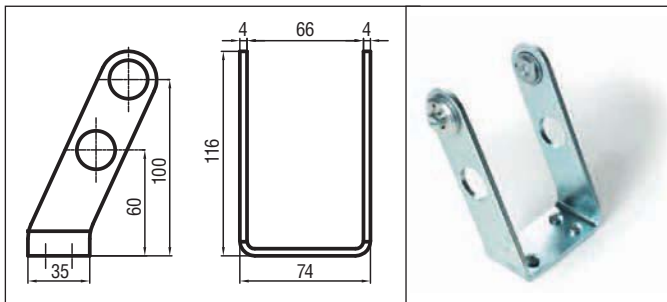
Installation on dome with fixing end brackets included

 The instructions for a safe installation are included in the section "SECURITY WARNINGS"

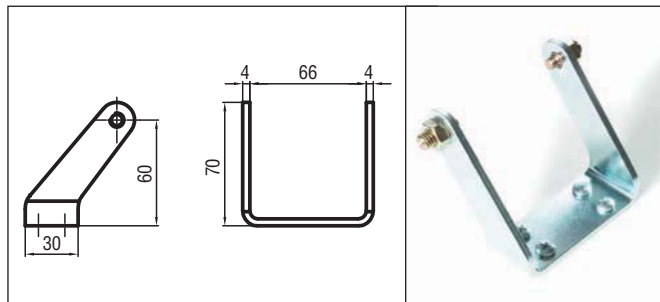


Actuator dimensions

Accessories (can be ordered also separately)



Sliding steel brackets part No. 40536W



Fixing steel end bracket part No. 81559R